

XINJIANG ZHONGTAI CHEMICAL CO., LTD.

2013

2014 3

2013

2013

GRI

2013 1 1 2013 12 31

2013

www.cninfo.com.cn

www.zthx.com

.....11

.....13

.....17

.....19

.....23

.....24

2013

2013		153.60	71.10%
	108.64	61.47%	123.11
164.18%	76.93	206.13%	2013
	148.39	101.43	120.46
	69.35%	1.43	

80 PVC 60
60 /
2×30

120

PVC

2013

PVC18.41 15.32

PVC

21 PVC 14 21
21 24 2013

2014

PVC

2014

2014 3 8

2001 166

2001 12 18

2006 12 8

PVC

2013

1-11

2013 12

250

1,390,239,078

1.2

150

110

20

2013

2013 12 31

17

2014 1 20

7

2013

7

!Đ

				10%	
				30%	
2013	12				
				13	
	5	2013	12		
74			2	9	
3			1		
2013	12				
				5	
2	2013		11		21

2012

2013

2011

2010

2013 9

2013 9

70% 75%

100kwh/T



+

PGW-Turbo

50%

108m³

0.6

30%

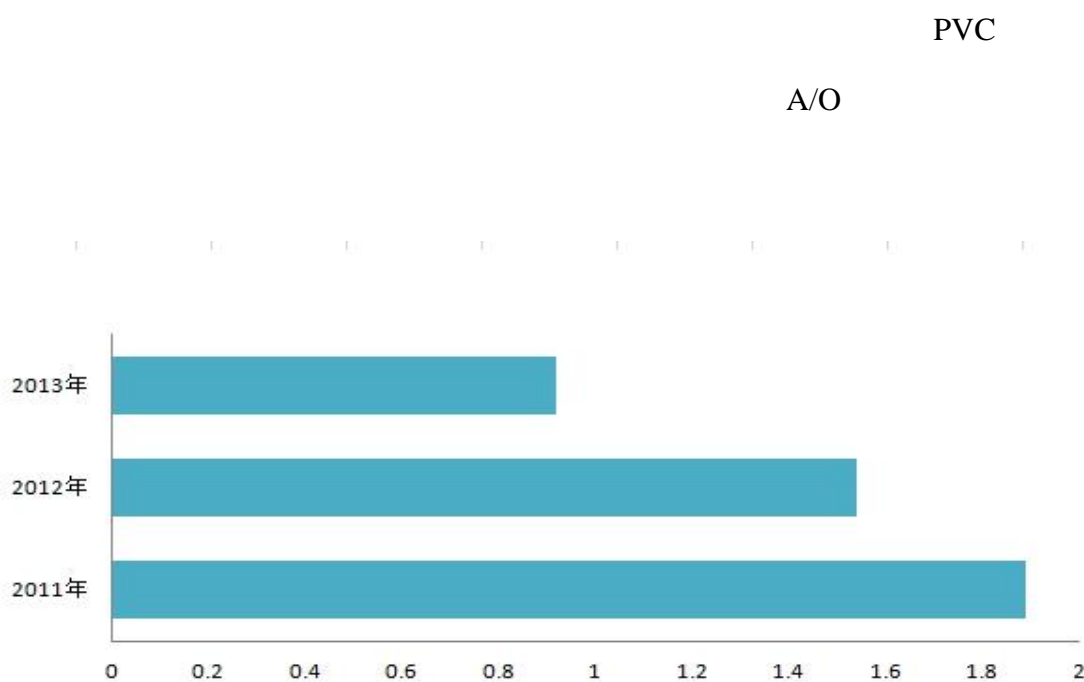
SCR

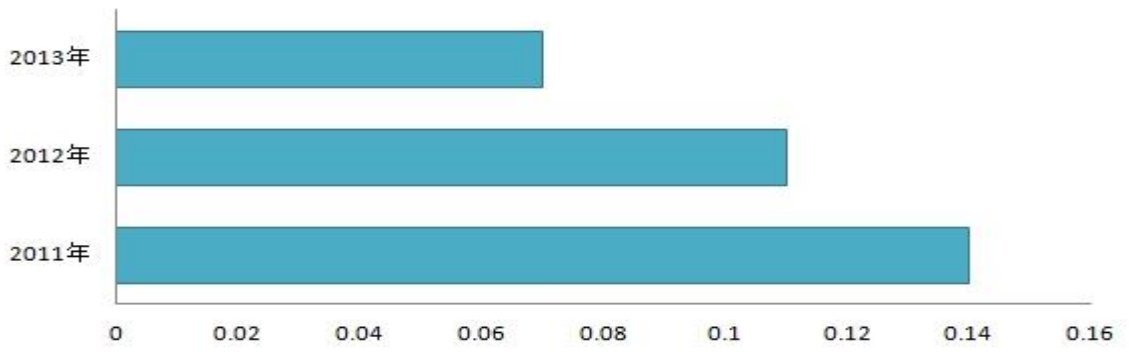
GB 13223-2011

PVC

+ +

2013 55 35 4
33



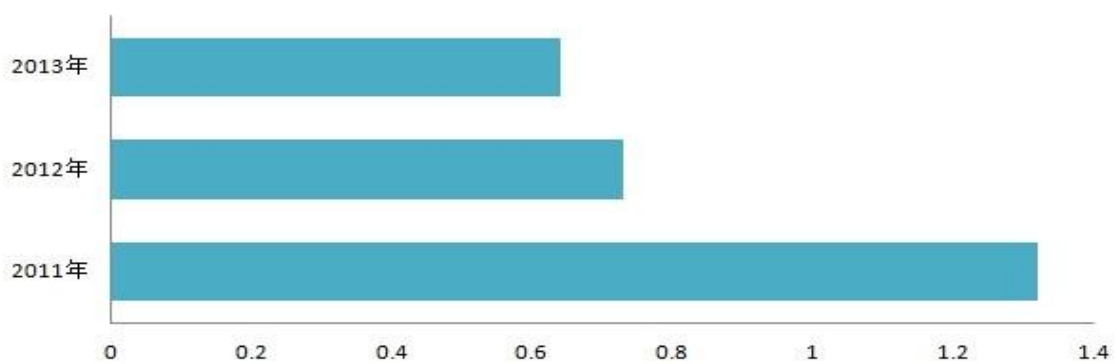


166.5 m² 38 m² 80 ×120
18 8 4000
90% 8

GB16297-1996

GB13223 2011

+ +



13223-2011

SCR

100mg/M³

2013

350 m³/

2013

2013

+

350 m³

COD224

2013

2013

2012 16

2013

3,493

3,715

2013

2013

2013

		200		
		-	HAZOP	
			HAZOP	
2013				
		2013		15,376
	257,386		10,193	188,341
		5	800	
OA				
				100%
			100%	

100%

2013

4,592

38 1-7

23 3351

5 552

5 436

3 253


2013

32

1,746

2013

12



2013

464

2013

2013

ISO9001

2013

268

2013

250

